



- My Surveys
- Create Survey
- Survey Library
- Email Lists
- Resources
- My Account
- Help Center
- Logout

## Analyze Survey Results - Results Summary

Survey: LTSC Sailing Survey

Instant Help: [On](#) [Off](#) [Reporting Menu](#)

The data below represents this survey's consolidated results. To conduct analysis on what types of individuals answered questions in a particular way, click on the Create Criteria button.

Survey Status		Respondent Statistics		Points Summary:		Individual Results
Status:	Closed	Total Responses:	215	Max Attainable:	442 100%	<a href="#">Publish Results</a>
Deploy Date:	11/11/2006	Completes:	109	Highest:	135 31%	<a href="#">Export To Excel</a>
Closed Date:	12/03/2006	Partials:	106	Lowest:	1 1%	<a href="#">Convert to PDF</a>
				Average:	23.27 1%	<a href="#">Email PDF</a>
				Median:	17 4%	

Select Responses:  Select Questions:  Criteria Active: 1 [Create Display Criteria](#)

### Summarized Data Report - Survey: LTSC Sailing Survey

1. Have you sailed a dinghy at LTSC during 2006?

	Responses	Percent
Yes:	97	100%
No:	0	0%
Total Responded to this question:	97	100%
Total who skipped this question:	0	0%
Total:	97	100%

2. How satisfied are you with Dinghy Sailing Activities at LTSC?

	Responses	Percent
Extremely satisfied:	19	25%
Satisfied:	51	67.11%
Neutral:	5	6.58%
Dissatisfied:	1	1.32%
Extremely dissatisfied:	0	0%
Total Responded to this question:	76	78.35%
Total who skipped this question:	21	21.65%
Total:	97	100%

3. How likely are you to recommend LTSC to a friend or colleague?


	Responses	Percent
Definitely Will:	52	68.42%
May Do:	20	26.32%
Not Sure:	4	5.26%
Will not:	0	0%
Definitely will not:	0	0%
Total Responded to this question:	76	78.35%
Total who skipped this question:	21	21.65%
Total:	97	100%

4. What do you like most about LTSC

	Responses	Percent
Responses:	64	100%
Total Responded to this question:	64	65.98%

Total who skipped this question:	33	34.02%
Total:	97	100%








5. Please describe ways in which LTSC could increase your involvement with sailing or supporting sailing activities in 2007.

Responses:		55	100%
Total Responded to this question:		55	56.7%
Total who skipped this question:		42	43.3%
Total:		97	100%






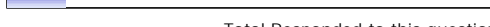
6. Please rate your level of satisfaction with the following dinghy sailing services/activities at LTSC during 2006

	Not Tried	Excellent	Very Good	Average	Below Average	Poor	Total
Dinghy Park:	6(8.45%)	10(14.08%)	21(29.58%)	24(33.8%)	7(9.86%)	2(2.82%)	70
Saturday Sailing:	33(46.48%)	14(19.72%)	16(22.54%)	1(1.41%)	0(0%)	2(2.82%)	66
Dinghy Cruises:	46(64.79%)	12(16.9%)	6(8.45%)	1(1.41%)	0(0%)	0(0%)	65
Dinghy Racing - Wed evenings:	19(26.76%)	14(19.72%)	26(36.62%)	5(7.04%)	0(0%)	1(1.41%)	65
Sunday Club Racing:	20(28.17%)	11(15.49%)	26(36.62%)	8(11.27%)	0(0%)	1(1.41%)	66
Training for Race Team & Rib drivers:	35(49.3%)	6(8.45%)	15(21.13%)	7(9.86%)	2(2.82%)	0(0%)	65
Dinghy sailing courses:	51(71.83%)	3(4.23%)	5(7.04%)	4(5.63%)	0(0%)	0(0%)	63
Total Responded to this question:							71
Total who skipped this question:							26
Total:							97

7. Please give us your views of the following highlighting any likes or dislikes and any wishes or concerns.

	Responses	Percent
Dinghy Park: 	42	82.35%
Saturday Sailing: 	28	54.9%
Dinghy Cruises: 	23	45.1%
Dinghy Racing Wed evenings: 	22	43.14%
Sunday Club Racing: 	25	49.02%
Volunteer Training for Race team & Rib drivers: 	28	54.9%
Dinghy sailing Courses: 	20	39.22%
Total Responded to this question:	51	52.58%
Total who skipped this question:	46	47.42%
Total:	97	100%

8. How do you regard the catering at LTSC after sailing on Wed evenings or at weekends during 2006?

	Responses	Percent
Excellent: 	3	4.69%
Very Good: 	22	34.38%
Average: 	22	34.38%
Below Average: 	5	7.81%
Poor: 	4	6.25%
Not Tried: 	8	12.5%
Total Responded to this question:	64	65.98%
Total who skipped this question:	33	34.02%
Total:	97	100%

9. How do you rate your food?

	Excellent	Very Good	Average	Below Average	Poor	Total
Taste:	4(6.67%)	25(41.67%)	22(36.67%)	6(10%)	2(3.33%)	59
Portion Size:	4(6.67%)	34(56.67%)	20(33.33%)	2(3.33%)	0(0%)	60
Temperature it was served at:	4(6.67%)	29(48.33%)	23(38.33%)	2(3.33%)	2(3.33%)	60

Presentation of your meal:	4(6.67%)	25(41.67%)	23(38.33%)	6(10%)	2(3.33%)	60
Served as you ordered it:	4(6.67%)	31(51.67%)	20(33.33%)	5(8.33%)	0(0%)	60
			Total Responded to this question:		60	61.86%
			Total who skipped this question:		37	38.14%
			Total:		97	100%

10. Please state what if anything could be done to encourage you to eat more often at LTSC?

Responses:	Responses	Percent
	47	100%
Total Responded to this question:	47	48.45%
Total who skipped this question:	50	51.55%
Total:	97	100%

11. If you have you provided any volunteer time to LTSC sailing activities during 2006 and/or would you like to volunteer in 2007 please tick yes

Responses:	Responses	Percent
Yes:	52	74.29%
No:	18	25.71%
Total Responded to this question:	70	72.16%
Total who skipped this question:	27	27.84%
Total:	97	100%

12. Please indicate whether you contributed any volunteer time to the following activities at LTSC during 2006

Responses:	Responses	Percent
Rib Captain:	9	21.43%
Tractor Driver:	13	30.95%
Rib Driver - Open meeting:	16	38.1%
Rib Driver - Club racing:	20	47.62%
Rib Driver - Saturday Sailing:	8	19.05%
Race Officer:	12	28.57%
Assistant race officer/Committee boat team:	13	30.95%
Sailing Committee projects:	3	7.14%
Office administration:	3	7.14%
If other, please specify:	11	26.19%
Total Responded to this question:	42	43.3%
Total who skipped this question:	55	56.7%
Total:	97	100%

13. Safety Boat - please estimate how many hours assistance you provided with driving/manning the safety boats (ribs) during organised club activities during 2006. So that we can receive consistent responses please estimate your time as follows Event cancelled before ribs launched - 0; event cancelled after ribs launched 1 hour; Wed evening racing - 3 hours; Sunday racing - 4 hours; Open meeting 6 hours per day.

[View Responses](#)

Responses:	Value
Highest:	96.00
Lowest:	0
Average:	18.07
Median:	15.00
Total Responded to this question:	29
Total who skipped this question:	68
Total:	97

14. Please estimate the number of hours (excluding the safety boat hours above) that you have donated to LTSC during the last 12 months on dinghy sailing related activities

Responses:	Responses	Percent
Over 100 hours (25 Points):	3	7.32%
40 to 99 hours (20 Points):	2	4.88%
10 to 39 hours (15 Points):	13	31.71%
5 to 9 hours (8 Points):	4	9.76%

1 to 4 hours (3 Points):		3	7.32%
None - but have assisted LTSC (2 Points):		3	7.32%
None - not asked (1 Points):		8	19.51%
None - not trained/no spare time (0 Points):		6	14.63%
Total Responded to this question:		41	42.27%
Total who skipped this question:		56	57.73%
Total:		97	100%

Points Summary:  
 Highest: 25 Lowest: 0 Average: 8.90 Median: 8

15. Please let us know whether you wish to receive training for the following activities and if so what quals you have and what you would like and whether if provided you would commit to volunteering a minimum number of hours if training is provided by LTSC free of charge.

	Responses	Percent
Rib Driving:		20 83.33%
Rib Driver Instructor:		4 16.67%
Race Management for non dinghy racing rib drivers:		4 16.67%
Race Management for Dinghy sailors:		12 50%
Tractor Driver:		8 33.33%
Total Responded to this question:		24 24.74%
Total who skipped this question:		73 75.26%
Total:		97 100%


16. Thinking about 2007, please tick boxes to show how much time you are willing/able to volunteer your services to LTSC in respect of driving/assisting on a Safety Boat, acting as RO or ARO during races and/or assisting with Saturday Sailing/Dinghy Cruises

	Responses	Percent
Safety boat - 50+ hours (60 Points):		2 4.08%
Safety boat - 21 to 50 hours (30 Points):		2 4.08%
Safety boat - 11 to 20 hours (15 Points):		19 38.78%
Safet boat - 1 to 10 hours (8 Points):		17 34.69%
RO/ARO 25+ races (60 Points):		0 0%
RO/ARO - 11 to 24 races (30 Points):		1 2.04%
RO/ARO - 6 to 10 races (15 Points):		2 4.08%
RO/ARO - 1 to 5 races (10 Points):		20 40.82%
Saturday Sailing/Dinghy Cruises - 1 to 5 days (20 Points):		16 32.65%
Saturday Sailing/Dinghy Cruises - 6 to 15 days (50 Points):		1 2.04%
Saturday Sailing/Dinghy Cruises - 16+ days (70 Points):		0 0%
I am unable/unwilling to assist with the above (0 Points):		0 0%
Total Responded to this question:		49 50.52%
Total who skipped this question:		48 49.48%
Total:		97 100%


Points Summary:  
 Highest: 110 Lowest: 8 Average: 25.12 Median: 18

17. How much time have you spent on sailing related activities (including all types of sailing, reading & learning about sailing, sailing administration etc) during the last 12 months?

	Responses	Percent
Less than 20 hours:		4 6.06%
21 to 100 hours:		4 6.06%
7 to 50 days:		28 42.42%
5 to 10 hours per week:		17 25.76%
11 to 25 hours per week:		9 13.64%
Over 25 hours per week:		2 3.03%

If other, please specify: 	<input type="text"/>	2	3.03%
Total Responded to this question:		66	68.04%
Total who skipped this question:		31	31.96%
Total:		97	100%

18. What are the main constraints to you spending more time sailing?

	Responses	Percent	
Lack of a boat to sail: <input type="text"/>	1	1.56%	
Lack of a sailing partner: <input type="text"/>	10	15.62%	
Work: <input type="text"/>	41	64.06%	
Family Commitments: <input type="text"/>	33	51.56%	
Other waterbased activities (powerboats/swimming/rowing...): <input type="text"/>	2	3.12%	
Other pursuits/interests: <input type="text"/>	17	26.56%	
Illness/disability: <input type="text"/>	1	1.56%	
If other, please specify: 	9	14.06%	
Total Responded to this question:		64	65.98%
Total who skipped this question:		33	34.02%
Total:		97	100%


19. Please indicate all the sailing & support roles you were involved with during 2006

	Helm	Crew	Rib Driver	Organiser	Instructor	RO/ARO	Support	Admin	Total
Dinghy Racing:	40 (64.52%)	23(37.1%)	24 (38.71%)	1(1.61%)	0(0%)	17 (27.42%)	7(11.29%)	2(3.23%)	114
Dinghy Cruising:	21 (33.87%)	11 (17.74%)	1(1.61%)	1(1.61%)	1(1.61%)	0(0%)	2(3.23%)	2(3.23%)	39
Dinghy Training:	3(4.84%)	2(3.23%)	4(6.45%)	1(1.61%)	2(3.23%)	0(0%)	3(4.84%)	1(1.61%)	16
Keelboat Racing:	8(12.9%)	12 (19.35%)	1(1.61%)	1(1.61%)	0(0%)	3(4.84%)	3(4.84%)	1(1.61%)	29
Keelboat Cruising:	9(14.52%)	6(9.68%)	0(0%)	0(0%)	0(0%)	0(0%)	1(1.61%)	2(3.23%)	18
Keelboat Sail Training:	0(0%)	0(0%)	0(0%)	0(0%)	0(0%)	0(0%)	0(0%)	0(0%)	0
Other types of sailing activity:	12 (19.35%)	8(12.9%)	3(4.84%)	1(1.61%)	1(1.61%)	0(0%)	3(4.84%)	2(3.23%)	30
Total Responded to this question:								62	63.92%
Total who skipped this question:								35	36.08%
Total:								97	100%

20. What proportion of your on water sailing activities take place at Lymington?


	Responses	Percent	
None: <input type="text"/>	0	0%	
under 1/3rd: <input type="text"/>	5	7.58%	
1/3rd to 2/3rds: <input type="text"/>	15	22.73%	
Over 2/3rds: <input type="text"/>	25	37.88%	
All: <input type="text"/>	21	31.82%	
Total Responded to this question:		66	68.04%
Total who skipped this question:		31	31.96%
Total:		97	100%

21. Do you anticipate any major changes to the above in 2007? Please state yes or no. If yes - please describe briefly

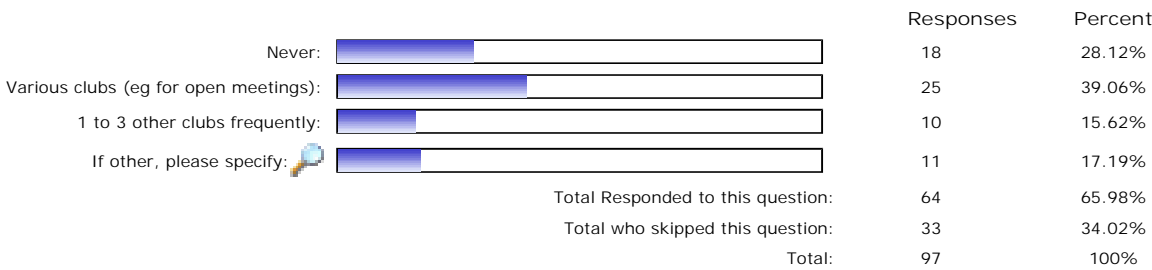
	Responses	Percent	
Responses: 	<input type="text"/>	66	100%
Total Responded to this question:		66	68.04%
Total who skipped this question:		31	31.96%
Total:		97	100%

22. Approximately how often do you visit LTSC


	Responses	Percent
Never: <input type="text"/>	0	0%
Only when I have a duty: <input type="text"/>	0	0%



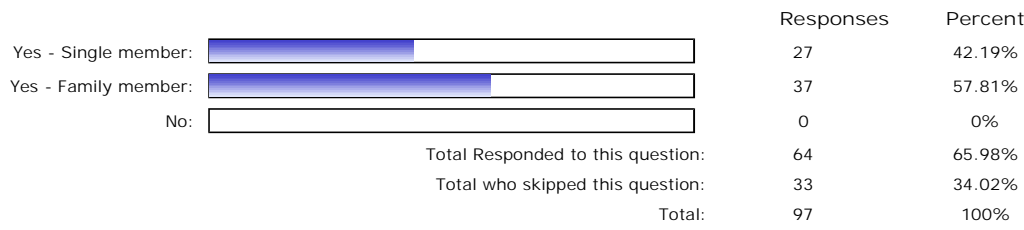
23. How often do you visit other Sailing Clubs?



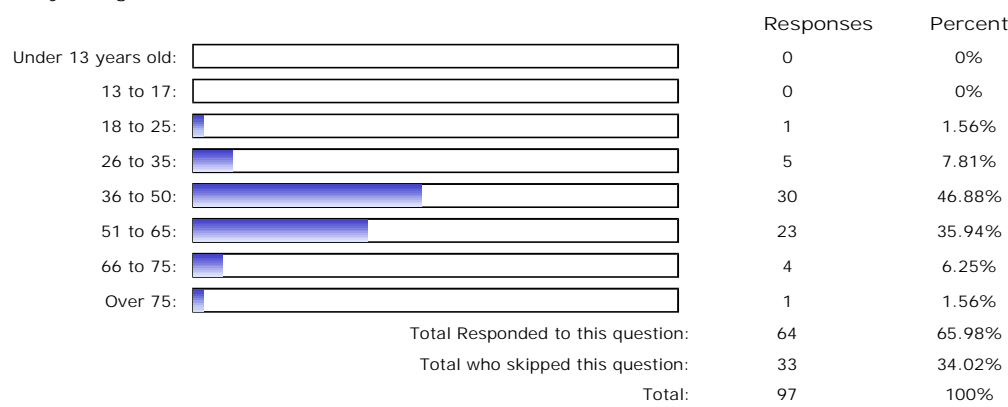
24. How far from LTSC do you live



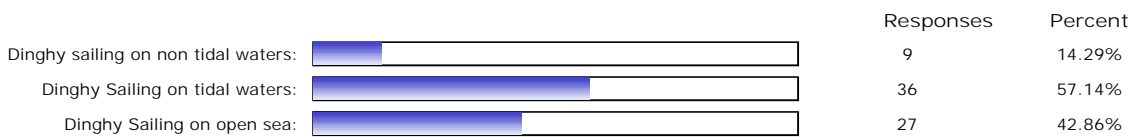
25. Are you a member of LTSC



26. Please indicate your age



27. If you go sailing - what type of sailing do you prefer?



Dinghy Cruises:		20	31.75%
Dinghy Racing:		39	61.9%
Pottering about in a dinghy:		23	36.51%
Keelboat - racing in Solent:		10	15.87%
Keelboat - racing offshore:		1	1.59%
Keelboat - Day sailing:		12	19.05%
Keelboat - Cruises:		14	22.22%
Windsurfing:		5	7.94%
If other, please specify:		1	1.59%
Total Responded to this question:		63	64.95%
Total who skipped this question:		34	35.05%
Total:		97	100%

28. Do you own/part own any of the following types of boat?

	Responses	Percent	
Yacht tender/rowing dinghy:		10	17.24%
Laser single handed dinghy:		10	17.24%
Laser double handed dinghy:		8	13.79%
RS single handed dinghy:		7	12.07%
RS double handed dinghy:		7	12.07%
Other single handed dinghy:		8	13.79%
Other double handed dinghy:		32	55.17%
Multihull:		0	0%
Dayboat:		1	1.72%
Racing yacht:		1	1.72%
Cruising yacht:		6	10.34%
Cruiser/racer yacht:		4	6.9%
Powerboat (RIB):		5	8.62%
Powerboat (under 30 feet):		3	5.17%
Powerboat (over 30 feet):		0	0%
If other, please specify:		0	0%
Total Responded to this question:		58	59.79%
Total who skipped this question:		39	40.21%
Total:		97	100%

29. Please make suggestions as to how LTSC could attract more dinghy sailors

Responses:		40	100%
Total Responded to this question:		40	41.24%
Total who skipped this question:		57	58.76%
Total:		97	100%

30. May we contact you if we have any questions regarding your feedback?











	Responses	Percent	
Yes:		56	86.15%
No:		9	13.85%
Total Responded to this question:		65	67.01%
Total who skipped this question:		32	32.99%
Total:		97	100%

31. So that we can identify which members have responded to the questionnaire and can check your email address on the Club database please provide the following details

Name:		58	98.31%
LTSC Membership number:		45	76.27%
Email address:		56	94.92%

Total Responded to this question:	59	60.82%
Total who skipped this question:	38	39.18%
Total:	97	100%

32. If you are not a member of LTSC and would like us to send you a membership pack - please provide your contact details below:: Information about LTSC can be found on the Club website at [www.ltsc.co.uk](http://www.ltsc.co.uk)

	Responses	Percent
First Name: 	<input type="text"/>	0 0%
Last Name: 	<input type="text"/>	0 0%
Address: 	<input type="text"/>	0 0%
Address: 	<input type="text"/>	0 0%
City: 	<input type="text"/>	0 0%
Post Code: 	<input type="text"/>	0 0%
Home Phone: 	<input type="text"/>	0 0%
Work Phone: 	<input type="text"/>	0 0%
Mobile Phone: 	<input type="text"/>	0 0%
Email Address: 	<input type="text"/>	0 0%
Total Responded to this question:	0	0%
Total who skipped this question:	97	100%
Total:	97	100%